

SECOND  
EDITION

Children's Phonics for Reading

# SOUNDS GREAT

Sampler





SECOND EDITION  
Children's Phonics for Reading  
**SOUNDS GREAT**



**1**  
Single-letter sounds

**2**  
Short vowel sounds

**COMPONENTS**

- STUDENT BOOKS 1-5
- WORKBOOKS 1-5
- TEACHER'S GUIDE
- SOUNDS GREAT READERS L1-5 *\*Sounds Great Readers 2nd edition is not available in Japan.*



**SUPPLEMENTARY MATERIAL**

A full range of extra materials can be downloaded from our website at [compasspub.com](http://compasspub.com)



# A five-level phonics series for young learners of English

3

Long vowel  
sounds

4

Double-letter  
consonant sounds

5

Double-letter  
vowel sounds



## DIGITAL MATERIAL

### Animations

Scan the handy QR codes with your mobile device to watch four fun and colorful animated videos in each unit!

### Interactive learning application

Give learners a fun way to get extra practice with our BIGBOX learning app! Available for mobile devices or PC.

Scan me!



 **BIGBOX**



# Contents

## Level 1 Single-letter sounds

Student Book Table of Contents .....	4
Student Book Unit 7 <b>Ss Tt Uu Vv</b> .....	6
Workbook Unit 7 <b>Ss Tt Uu Vv</b> .....	14

## Level 2 Short vowel sounds

Student Book Table of Contents .....	18
Student Book Unit 2 <b>-ag -an -at</b> .....	20
Workbook Unit 2 <b>-ag -an -at</b> .....	28

## Level 3 Long vowel sounds

Student Book Table of Contents .....	32
Student Book Unit 1 <b>-ake -ape -ave</b> .....	34
Workbook Unit 1 <b>-ake -ape -ave</b> .....	42






## Level 4 Double-letter consonant sounds

<b>Student Book Table of Contents</b> .....	<b>46</b>
<b>Student Book Unit 3</b> <b>gl- pl- sl-</b> .....	<b>48</b>
<b>Workbook Unit 3</b> <b>gl- pl- sl-</b> .....	<b>56</b>

## Level 5 Double-letter vowel sounds

<b>Student Book Table of Contents</b> .....	<b>60</b>
<b>Student Book Unit 5</b> <b>-ou- -ow-</b> .....	<b>62</b>
<b>Workbook Unit 5</b> <b>-ou- -ow-</b> .....	<b>70</b>



# Table of Contents

ABC Song ..... 6

Phonics Chant ..... 7

**UNIT 1** Aa Bb Cc ..... 8

**Aa** ant, apple, angry, alligator

**Bb** bear, baby, book, bird

**Cc** cat, cup, cut, cookie



**UNIT 2** Dd Ee Ff ..... 16

**Dd** doll, dog, desk, duck

**Ee** elephant, egg, elevator, elbow

**Ff** fish, fan, five, fat



**UNIT 3** Gg Hh Ii ..... 24

**Gg** goat, good, girl, gorilla

**Hh** house, hat, happy, hill

**Ii** insect, ill, in, igloo



**UNIT 4** Jj Kk Ll ..... 32

**Jj** jet, jeep, jam, jump

**Kk** kangaroo, key, kick, kite

**Ll** leg, lion, lemon, look



Review 1 (Units 1-4) ..... 40



# Level 1 · Single-letter sounds

## UNIT 5

**Mm Nn Oo** ..... 44

**Mm** monkey, moon, man, mouse  
**Nn** nut, nine, nose, nurse  
**Oo** octopus, ostrich, October, ox



## UNIT 6

**Pp Qq Rr** ..... 52

**Pp** pants, pizza, potato, pen  
**Qq** question, queen, quilt, quiet  
**Rr** robot, red, run, ring



## UNIT 7

**Ss Tt Uu Vv** ..... 60

**Ss** sun, sea, sad, sit  
**Tt** tiger, tall, ten, tire  
**Uu** umpire, umbrella, up, under  
**Vv** violin, vest, van, vase



## UNIT 8

**Ww Xx Yy Zz** ..... 68

**Ww** watch, window, wash, water  
**Xx** fox, box, six, fix  
**Yy** yo-yo, yellow, yawn, yacht  
**Zz** zipper, zebra, zoo, zero



**Review 2 (Units 5-8)** ..... 76

**Test** ..... 80

**Glossary** ..... 84



Scan for Audio

Ss Tt Uu Vv

## NEW LETTERS AND SOUNDS



Scan and Watch



Listen, point, and repeat. Track 61



Ss

Tt

Uu

Vv

Chant!



Let's chant! Listen, point, and repeat. Track 62



Match the letters to the correct pictures.

1 Ss •

2 Tt •

3 Uu •

4 Vv •

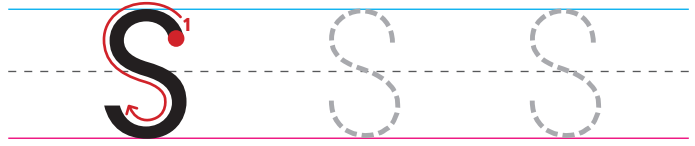




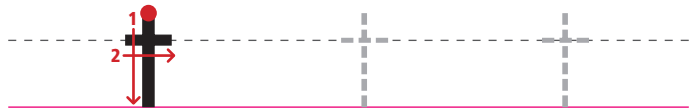
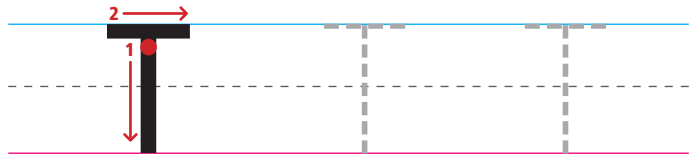


Trace and write the letters.

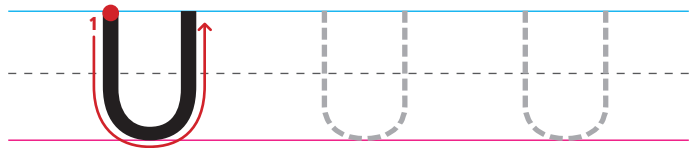
Ss



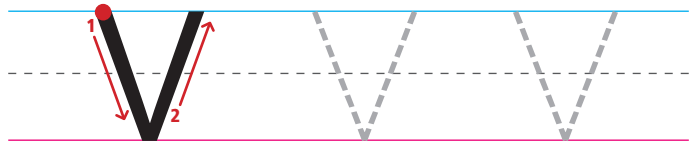
Tt



Uu




Vv



# NEW WORDS



 Listen, point, and repeat. **Track 63**

**Ss**



**sun**



**sea**



**sad**



**sit**

**Tt**



**tiger**



**tall**



**ten**



**tire**

**Uu**



**umpire**



**umbrella**



**up**



**under**

**Vv**



**violin**




**vest**



**van**



**vase**

 Listen and repeat the words again. **Track 64**





Listen and circle the correct picture. Track 65

1



2



3



4



Circle the correct letter.

1



s t u v

2



s t u v

3



s t u v

# WRAP-UP

 Listen to the beginning sound. Circle the correct picture.

Track 66

1



2



3



 Listen and write the letter that begins the word. Track 67

1



\_\_\_\_\_

-----

\_\_\_\_\_

2



\_\_\_\_\_

-----

\_\_\_\_\_

3



\_\_\_\_\_

-----

\_\_\_\_\_

4



\_\_\_\_\_

-----

\_\_\_\_\_



## STORY



Scan and Watch



Listen to the story. Track 68

SIGHT WORDS

a, at, the, new, an

1



A tiger at the sea.

2



Look at the new kite.

3



Sad tiger under an umbrella.

4



A sad tiger in a house.



Read the story on your own.

# RHYMING CHANT



Scan and Watch



Let's chant! Listen, point, and repeat. **Track 69**

**S, U**

**Sad** snake **sits**, **sad** snake **sits**  
**Under** an **umbrella** by the **sea**.

**Sad** snake says, "I'm upset!"  
"Nobody wants to swim with me!"

**T, V**

**Tiger** on a **van**! **Tiger** on a **van**!

Oh, what a silly, silly **tiger**!

He's playing a **violin**, **violin**, **violin**!

Oh, what a silly, silly **tiger**!





# HOMEWORK

 Trace and write the letters.



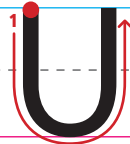
Ss



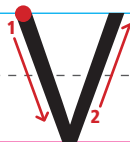
Tt



Uu



Vv

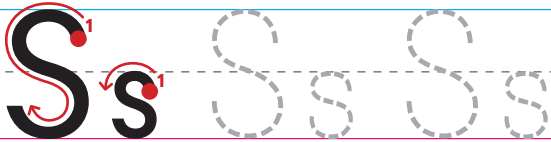




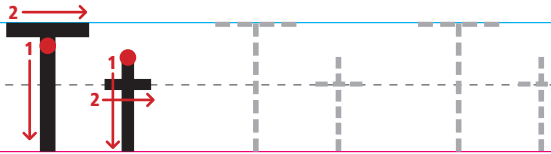
Ss Tt Uu Vv

 Trace and write the letters.

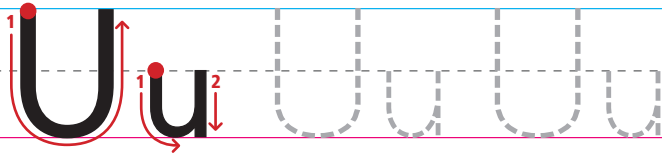
Ss



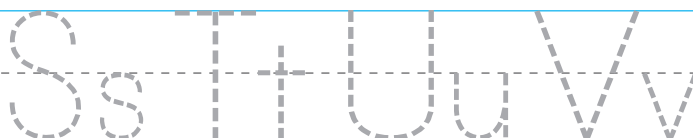
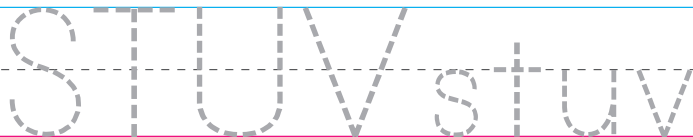
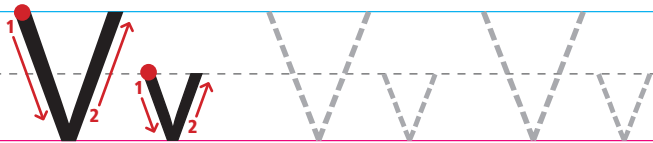
Tt



Uu



Vv









Match the pictures and the letters.

1		•		•		•	
2		•		•		•	
3		•		•		•	
4		•		•		•	



Color the beginning letters.

1		S	T	U	V	s	t	u	v
2		S	T	U	V	s	t	u	v
3		S	T	U	V	s	t	u	v
4		S	T	U	V	s	t	u	v



Write the correct beginning letters.

Ss

Tt

Uu

Vv

1



2



3



4



5



6



7



8



9



10



11



12



13



14



15



16








Fill in the missing letters and write the words.

s t u v



# Table of Contents

**UNIT 1** **-ad -am -ap** ..... 6

- ad** sad, dad, bad, mad
- am** yam, jam, dam, ram
- ap** cap, map, nap, tap



**UNIT 2** **-ag -an -at** ..... 14

- ag** bag, wag, tag, rag
- an** man, can, van, fan
- at** bat, rat, mat, fat



**UNIT 3** **-ed -eg -en -et** ..... 22

- ed** bed, red, wed, Ted
- eg** peg, egg, leg, beg
- en** hen, pen, men, ten
- et** wet, jet, pet, net



**UNIT 4** **-ib -id -ig -in** ..... 30

- ib** bib, rib
- id** kid, lid
- ig** big, wig, fig, dig
- in** pin, win, fin, bin



**Review 1 (Units 1-4)** ..... 38



## Level 2 - Short vowel sounds

### UNIT 5 -ip -it -ix ..... 42

- ip lip, rip, hip, sip
- it sit, fit, hit, pit
- ix six, mix, fix



### UNIT 6 -og -op -ot -ox ..... 50

- og dog, log, fog, jog
- op mop, hop, cop, top
- ot pot, hot, cot, not
- ox box, ox, fox



### UNIT 7 -ub -ug -up ..... 58

- ub sub, tub, rub, cub
- ug bug, mug, rug, hug
- up pup, up, cup



### UNIT 8 -ud -un -ut ..... 66

- ud mud, bud
- un sun, fun, run, bun
- ut hut, cut, nut



Review 2 (Units 5-8) ..... 74

Test ..... 78

Glossary ..... 82





Scan for Audio

## NEW SOUNDS



Scan and Watch

Listen, point, and repeat. **Track 11**

a + g = ag

a + n = an

a + t = at

Let's chant! Listen, point, and repeat. **Track 12**Listen, point, and repeat. **Track 13**

1 b + ag = bag 

2 m + an = man 

3 b + at = bat 

Let's chant! Listen, point, and repeat. **Track 14**



Say and write the words.

1 **v** + **an** = **van**



Handwriting practice lines (top, middle dashed, bottom) for writing the word 'van'.

2 **w** + **ag** = **wag**



Handwriting practice lines (top, middle dashed, bottom) for writing the word 'wag'.

3 **r** + **at** = **rat**



Handwriting practice lines (top, middle dashed, bottom) for writing the word 'rat'.

4 **t** + **ag** = **tag**



Handwriting practice lines (top, middle dashed, bottom) for writing the word 'tag'.

5 **f** + **an** = **fan**



Handwriting practice lines (top, middle dashed, bottom) for writing the word 'fan'.


6 **f** + **at** = **fat**



Handwriting practice lines (top, middle dashed, bottom) for writing the word 'fat'.

# NEW WORDS



 Listen, point, and repeat. **Track 15**

**-ag**



**b ag**



**w ag**



**t ag**



**r ag**

**-an**



**m an**



**c an**



**v an**



**f an**

**-at**



**b at**



**r at**



**m at**



**f at**



 Circle and write.

1



bat fat

\_\_\_\_\_

\_\_\_\_\_

\_\_\_\_\_

2



fan van

\_\_\_\_\_

\_\_\_\_\_

\_\_\_\_\_

3



wag rag

\_\_\_\_\_


\_\_\_\_\_

\_\_\_\_\_

 Read the word and circle the correct picture.

rat

1



can

2



bag

3





fan

4



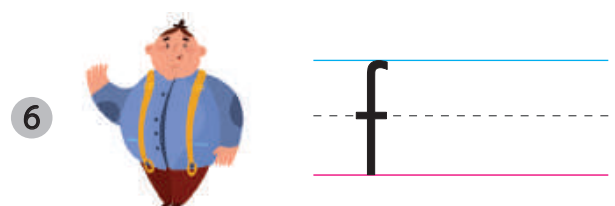
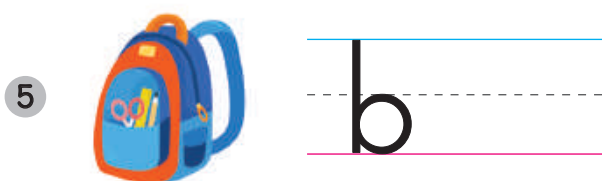

# WRAP-UP

 Listen and circle the picture you hear. Track 16



 Listen and complete the words. Track 17

-ag   -an   -at



## STORY



Scan and Watch



Listen to the story. Track 18

## SIGHT WORDS

a, has, his, is, at

1



A man has a can in his bag.

2



A rat sits in the can.

3



The rat is fat.

4



The man looks at the rat.



Read the story on your own.



# RHYMING CHANT



Scan and Watch



Let's chant! Listen, point, and repeat. **Track 19**



**Rat** in my **bag**! **Rat** in my **bag**!

I don't want a **rat** in my **bag**!

Please, cat! Catch that **rat**!

Please, cat! Catch that **rat**!



**Rat** in my **cap**! **Rat** in my **cap**!


I don't want a **rat** in my **cap**!

Please, cat! Catch that **rat**!

Please, cat! Catch that **rat**!



# HOMEWORK

 Match each phrase to the correct picture and write the phrase.

1 a tag on a bag

\_\_\_\_\_ ●  
 \_\_\_\_\_  
 \_\_\_\_\_



2 a rag in a can

\_\_\_\_\_ ●  
 \_\_\_\_\_  
 \_\_\_\_\_



3 a man in a van

\_\_\_\_\_ ●  
 \_\_\_\_\_  
 \_\_\_\_\_



4 a bat on a man

\_\_\_\_\_ ●  
 \_\_\_\_\_  
 \_\_\_\_\_



5 a fat, fat rat

\_\_\_\_\_ ●  
 \_\_\_\_\_  
 \_\_\_\_\_





Write the words.

1



m + an =

2



r + ag =

3



c + an =

4



m + at =

5



w + ag =

6

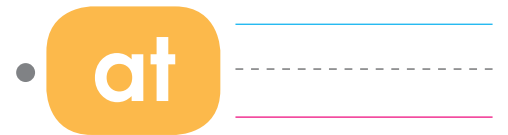


b + at =





Match the pictures and letters. Then, write the words.



Match the pictures to the words. Complete the words.





Write the correct word.

-ag



Blank writing box with three lines (top blue, middle dashed, bottom red).



Blank writing box with three lines (top blue, middle dashed, bottom red).



Blank writing box with three lines (top blue, middle dashed, bottom red).



Blank writing box with three lines (top blue, middle dashed, bottom red).

-an



Blank writing box with three lines (top blue, middle dashed, bottom red).



Blank writing box with three lines (top blue, middle dashed, bottom red).



Blank writing box with three lines (top blue, middle dashed, bottom red).



Blank writing box with three lines (top blue, middle dashed, bottom red).

-at




Blank writing box with three lines (top blue, middle dashed, bottom red).



Blank writing box with three lines (top blue, middle dashed, bottom red).



Blank writing box with three lines (top blue, middle dashed, bottom red).

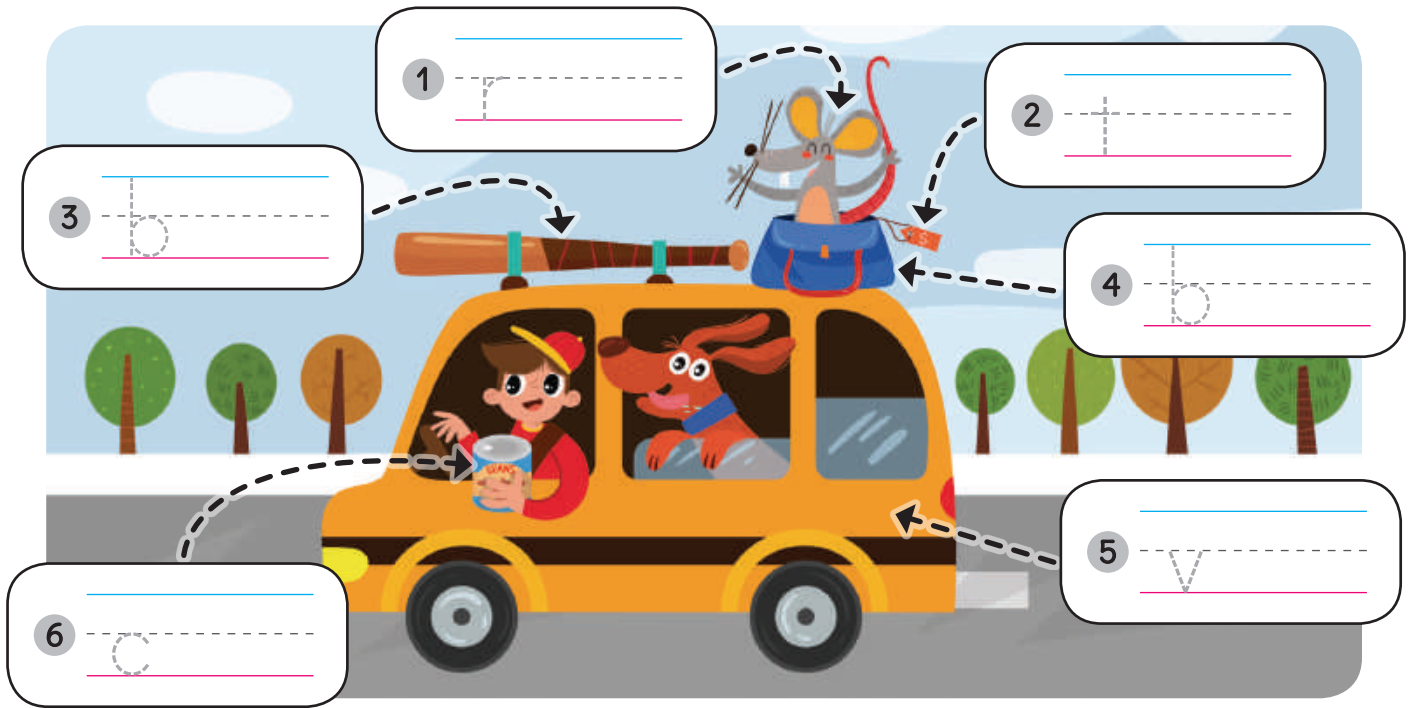


Blank writing box with three lines (top blue, middle dashed, bottom red).



Fill in the missing letters and write the words.

-ag -an -at



Write the phrase.

1



a dog in a van

\_\_\_\_\_

\_\_\_\_\_

\_\_\_\_\_

2



a rat in a bag

\_\_\_\_\_

\_\_\_\_\_

\_\_\_\_\_

3



a man with a can

\_\_\_\_\_

\_\_\_\_\_

\_\_\_\_\_



# Table of Contents

**UNIT 1** **-ake -ape -ave** ..... 6

- ake** cake, bake, rake, lake
- ape** tape, cape
- ave** wave, cave, Dave, save



**UNIT 2** **-ame -ane -ate** ..... 14

- ame** same, name, game, fame
- ane** cane, mane, lane
- ate** gate, date, late, hate



**UNIT 3** **-ike -ime -ine -ite** ..... 22

- ike** bike, like, hike, Mike
- ime** lime, dime, time
- ine** nine, mine, pine, line
- ite** kite, bite



**UNIT 4** **-ide -ipe -ire -ive** ..... 30

- ide** ride, hide, wide
- ipe** wipe, pipe, ripe
- ire** wire, fire, tire
- ive** five, hive, dive



**Review 1 (Units 1-4)** ..... 38

## Level 3 - Long vowel sounds

UNIT  
5

**-obe -one -ose -ote** ..... 42

- obe** robe
- one** bone, cone, alone
- ose** rose, nose, hose
- ote** note, vote



UNIT  
6

**-oke -ole -ope -ore** ..... 50

- oke** poke, joke
- ole** mole, hole, sole, pole
- ope** hope, rope
- ore** sore, more, bore, core



UNIT  
7

**-ube -une -use** ..... 58

- ube** tube, cube
- une** dune, June, tune
- use** fuse



UNIT  
8

**-ule -ure -ute** ..... 66

- ule** mule, rule
- ure** cure, lure, pure
- ute** cute, mute



**Review 2 (Units 5-8)** ..... 74

**Test** ..... 78

**Glossary** ..... 82





Scan for Audio

## NEW SOUNDS



Scan and Watch



Listen, point, and repeat. Track 02

c + ake = cake



t + ape = tape



w + ave = wave



Chant!



Let's chant! Listen, point, and repeat. Track 03



Listen, point, and repeat. Track 04

1



tap → tape



2



cap → cape



Chant!



Let's chant! Listen, point, and repeat. Track 05



## NEW WORDS



 Listen to the words first. Then, say and write. Track 06

-ake



c ake

c ake



b ake



r ake



l ake

-ape



t ape



c ape

-ave



w ave



c ave



D ave







s ave





Listen and circle the picture you hear. Track 07

1  

2  

3  


4  

5  

6  



Look at the picture and complete the word.

1 

c	a	p
---	---	---

2 

	a	
--	---	--



	a		e
--	---	--	---



	a		e
--	---	--	---

3 

	a		e
--	---	--	---

4 

	a		e
--	---	--	---




	a		e
--	---	--	---




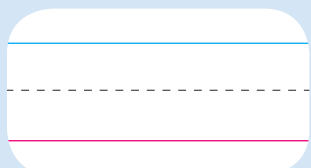
	a		e
--	---	--	---

 Circle and write the correct word.

1   tape  

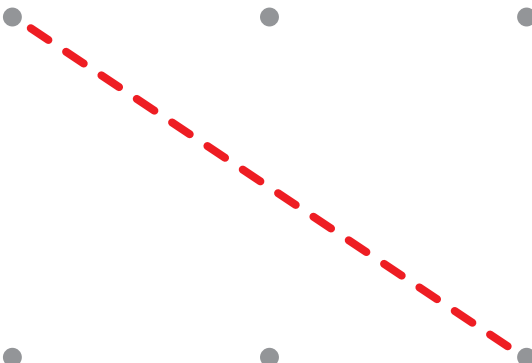

2  lake cake  


3  cave save  


4  Dave wave  


 Match the words to the pictures.




- 1  
**wave**
- 2  
**rake**
- 3  
**tape**
- 4  
**cape**
- 5  
**save**





# WRAP-UP

 Listen and circle the picture you hear. Track 08



 Read and match. Then, write the sentence.

1 The girl has a red cape.

The girl has a red cape.



2 The kid is in the lake.

\_\_\_\_\_

\_\_\_\_\_

\_\_\_\_\_



3 The cape has a rip.

\_\_\_\_\_

\_\_\_\_\_

\_\_\_\_\_



## STORY



Scan and Watch



Listen to the story. Track 09

## SIGHT WORDS

by, oh, no, on, get, are

1



Pam and Dave bake a cake  
in a cave by the lake.

2



Oh, no! Look!  
A big wave on the lake.

3



"Pam, get the cake!"

4



The wave hits the cake.  
Pam and Dave are sad.



Read the story on your own.



# RHYMING CHANT



Scan and Watch



Let's chant! Listen, point, and repeat. **Track 10**



There's a **cave** by the **lake**.  
There's **Dave** in the **cave**.  
Eating **cake**! Wearing a **cape**!  
There's **Dave** eating **cake** in a **cave** by the **lake**.

There's a **cave** by the **lake**.  
There's a snake in the **cave**.  
Eating **cake**! Wearing a **cape**!  
There's a snake eating **cake** in a **cave** by the **lake**.



# HOMEWORK

 Find the words in the puzzle.



n	c	a	p	t	l	s	o
<b>D</b>	t	a	l	a	j	a	r
<b>a</b>	a	c	a	p	e	v	a
<b>v</b>	p	a	v	w	l	e	k
<b>e</b>	e	k	y	a	a	g	e
n	s	e	l	v	k	y	l
n	c	a	v	e	e	y	z
d	t	a	p	b	a	k	e

## -ake -ape -ave



Write the word using the pattern.

**-ake**

cake

**-ape****-ave**

Trace, write, and read.

1

tap → tape

tap → tape

2

cap → cape

cap → e

 Circle the correct picture.

1 **-ake**



2 **-ave**



3 **-ape**



4 **-ake**








5 **-ave**



6 **-ape**



 Write the correct word.

1	<b>-ave</b>	<b>wave</b> →		<u>save</u>
2	<b>-ape</b>	<b>cape</b> →		
3	<b>-ake</b>	<b>rake</b> →		
4	<b>-ave</b>	<b>Dave</b> →		
5	<b>-ake</b>	<b>cake</b> →		





Match the correct pictures and write the words.

1

-ake



2

-ave



3

-ape



lake  
cake



Fill in the boxes with the words above.

-ake

bake

rake

lake

cake

-ape

-ave

Dave

cave



Fill in the missing letters and write the words.

-ake -ape -ave

1       
cave

2       
c

3       
    

4       
b

5       
    

6       
    



Write the phrase or sentence.



Bake a cake.

Bake a cake.



a man with a rake



Dave has a cape.

# Table of Contents

<b>UNIT 1</b>	<b>bl- cl- fl-</b> .....	<b>6</b>
<b>bl-</b>	black, blow, blade, blue	
<b>cl-</b>	clap, clam, clock, cliff	
<b>fl-</b>	flag, flame, flower, flute	
<b>UNIT 2</b>	<b>br- cr- fr-</b> .....	<b>14</b>
<b>br-</b>	brown, bride, brave, brake	
<b>cr-</b>	crab, crow, crane, cross	
<b>fr-</b>	frog, frame, friend, front	
<b>UNIT 3</b>	<b>gl- pl- sl-</b> .....	<b>22</b>
<b>gl-</b>	glove, glass, glue, globe	
<b>pl-</b>	play, plane, plug, plus	
<b>sl-</b>	sled, slow, slim, slice	
<b>UNIT 4</b>	<b>dr- gr- pr- tr-</b> .....	<b>30</b>
<b>dr-</b>	drum, dress, drive	
<b>gr-</b>	grape, grass, grab	
<b>pr-</b>	press, price, prize	
<b>tr-</b>	truck, trumpet, trace	
	<b>Review 1 (Units 1-4)</b> .....	<b>38</b>



Level 4 · Double-letter consonant sounds

UNIT  
5

sm- sn- st- sw- ..... 42

- sm- smile, smell, smoke
- sn- snack, snow, snip
- st- stop, stone, stove
- sw- swim, swan, sweet



UNIT  
6

-nt -nk -ng -ck ..... 50

- nt ant, plant, tent
- nk tank, ink, pink
- ng sing, wing, king
- ck lock, neck, sick



UNIT  
7

ch- -ch sh- -sh ..... 58

- ch- chop, chip, chin
- ch rich, lunch, much
- sh- ship, shop, shake
- sh fish, brush, wash



UNIT  
8

th- -th ph- -ph wh- ..... 66

- th- thin, thick, thumb
- th teeth, bath, cloth
- ph- photo, phone
- ph graph, Ralph
- wh- whale, white



Review 2 (Units 5-8) ..... 74

Test ..... 78

Glossary ..... 82



Scan for Audio

gl- pl- sl-

## NEW SOUNDS



Scan and Watch



Listen, point, and repeat. Track 18

g + l = gl

gl + ove = gl ove



p + l = pl

pl + ay = pl ay



s + l = sl

sl + ed = sl ed



Let's chant! Listen, point, and repeat. Track 19

## NEW WORDS



Listen to the words first. Then, say and write. Track 20

gl-



glove

---



---



---



glass

---



---



---



glue

---



---



---



globe

---



---



---

pl-



play

---



---



---



plane

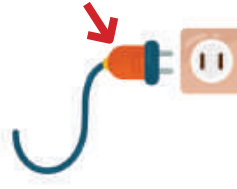
---



---



---



plug


---



---



---



plus

---



---



---

sl-



sled

---



---



---



slow

---



---



---



slim

---



---



---



slice

---



---



---





Listen, trace, and complete the words. **Track 21**

1



b l u e

g l

2



l a n e

p l

3



l o v e

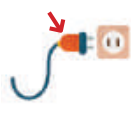
g l

4



p u g

p l



Listen and circle the sound that begins the word. **Track 22**

1



sl- pl-

2



gl- pl-

3



sl- gl-

4



sl- pl-

5



gl- pl-

6





gl- sl-





Listen and circle the picture you hear. **Track 23**

1  

2  

3  


4  

5  

6  




Circle and write the correct word.

1  **slow sled**

2  **glove globe**

3  **plane plus**

4  **slim slice**

# WRAP-UP

 Write the words in the correct boxes.




gl-


pl-


sl-


 Read and match.

- 1 The man is slim. •
- 2 The girl has gloves. •
- 3 The kids play. •





## STORY



Scan and Watch



Listen to the story. Track 24

## SIGHT WORDS


have, what, they, do, where, you

1



Six girls are good friends.  
Six girls like to play.

2



The girls have a globe, glue,  
and maps. What will they do?

3



The girls use a blade to cut a  
map. They are nice and slow.

4



They use glue to put the map  
on the globe. Where are you?



Read the story on your own.

# RHYMING CHANT



Scan and Watch



Let's chant! Listen, point, and repeat. **Track 25**



Get your coat! Get your **gloves**!

Let's **play** in the snow!

Get your coat! Get your **gloves**!

Come on! Don't be **slow**!

Take your **sled** up the hill!

Ride your **sled** down the hill!

Come on! Don't be **slow**!

Go! Go! Go!

# HOMEWORK

 Look at the picture. Check the correct sentence.

1



The slim man slices meat.



The fat man slices meat.



2



The bride has red gloves.



The bride has black gloves.



3



The baby plays with the plug.



The baby does not play with the plug.



4




The plane flies over the globe.



The plane is on the globe.



5



The red sled is slow.



The black sled is slow.





## gl- pl- sl-



Match and write the words.


1



gl •

• ice

2



pl •

• im

3



sl •

• obe

4



sl •

• ug

5



pl •

• ed

6



gl •

• ane

7



sl •

• ove



Complete the sentences.

glass

play

slow

glove

1



I have one \_\_\_\_\_ on.

2




The \_\_\_\_\_ is in the sink.

3



We \_\_\_\_\_ in the park.

4



The frog is \_\_\_\_\_.



Match the phrase or sentence to the correct picture.

1 gloves on the sled

•

•



2 A bug is on the globe.

•

•



3 a slow man

•

•



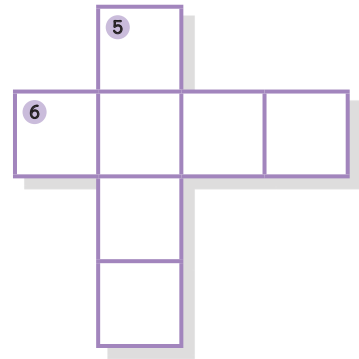
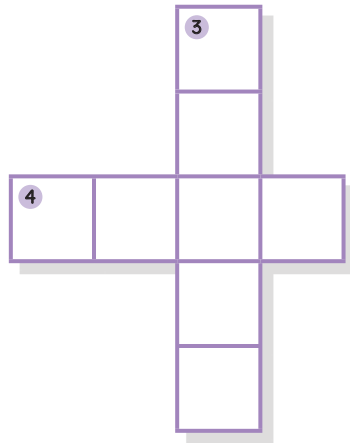
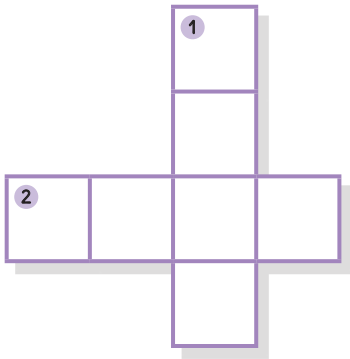

4 That is my glass!

•

•



 Solve the puzzles.



 Fill in the boxes with the words above.

**gl-**

glove

globe

**pl-**

plane

plus

**sl-**

slice

slow





Fill in the missing letters and write the words.

g l-      p l-      s l-

1. \_\_\_\_\_  
ane

2. \_\_\_\_\_  
im

3. \_\_\_\_\_  
ow




4. \_\_\_\_\_  
ed

5. \_\_\_\_\_  
ay







6. \_\_\_\_\_  
ove



Fill in the blank and write the sentence.

1.  The \_\_\_\_\_ flies in the sky.  
\_\_\_\_\_  
\_\_\_\_\_
2.  She is on a \_\_\_\_\_.  
\_\_\_\_\_  
\_\_\_\_\_
3.  The kids \_\_\_\_\_ hockey.  
\_\_\_\_\_  
\_\_\_\_\_

# Table of Contents

<b>UNIT</b> <b>1</b>	<b>-ai- -ay-</b> .....	<b>6</b>
	<b>-ai-</b> mail, wait, train, rain <b>-ay-</b> day, pay, gray, crayon	   
<b>UNIT</b> <b>2</b>	<b>-ea- -ee-</b> .....	<b>14</b>
	<b>-ea-</b> sea, meat, beach, seat <b>-ee-</b> feet, teeth, tree, green	   
<b>UNIT</b> <b>3</b>	<b>-oa- -ow-</b> .....	<b>22</b>
	<b>-oa-</b> boat, coat, soap, road <b>-ow-</b> row, bowl, pillow, window	   
<b>UNIT</b> <b>4</b>	<b>-oi- -oy-</b> .....	<b>30</b>
	<b>-oi-</b> oil, boil, soil, toilet <b>-oy-</b> toy, boy, oyster, joy	   
	<b>Review 1 (Units 1-4)</b> .....	<b>38</b>



# Level 5 - Double-letter vowel sounds

UNIT  
**5**

**-ou- -ow- .....** 42

- ou-** house, mouse, cloud, count
- ow-** cow, owl, brown, clown



UNIT  
**6**

**-oo- (long) -oo- (short) .....** 50

- oo- (long)** moon, pool, spoon, zoo
- oo- (short)** book, cook, wood, foot



UNIT  
**7**

**-ar- -or- .....** 58

- ar-** card, farm, star, car
- or-** born, horn, north, short



UNIT  
**8**

**-er- -ir- -ur- .....** 66

- er-** ruler, dancer, bakery, soccer
- ir-** stir, dirt, shirt, birthday
- ur-** fur, burn, surf, purse



**Review 2 (Units 5-8) .....** 74

**Test .....** 78

**Glossary .....** 82





Scan for Audio

-ou- -ow-

## NEW SOUNDS



Scan and Watch



Listen, point, and repeat. Track 33

ou and ow make  
the same sound.

ou

h + ou + se = house



m + ou + se = mouse



ow

c + ow = cow



ow + l = owl



Let's chant! Listen, point, and repeat. Track 34

## NEW WORDS



Listen to the words first. Then, say and write. **Track 35**

-OU-



house

---



---



---



mouse

---



---



---



cloud

---



---



---



count

---



---



---

-OW-



cow

---



---



---



owl

---



---



---



brown

---



---



---



clown

---



---



---



Listen and circle the picture you hear. Track 36

1  

2  

3  

4  

5  

6  




Complete the words.

-ou- -ow-

1  h \_ se

2  m \_ se

3  \_ c \_ n

4  cl \_ n

5  br \_ n

6  cl \_ d





Circle and write the correct word.

1



cloud mouse


---


2



count owl


---


3



brown bowl


---


4



cow clown


---


5



mouse soil


---



Listen and check the word you hear. Track 37

1

brown

clown

2

mouse

house

3

count

cloud

4

cow

owl

5

house

count

6

clown

soil

# WRAP-UP

 Write the words in the correct boxes.



**-ou-**


**-ow-**


 Read and match.

- 1 There is a big gray cloud. •
- 2 The clown has a mouse. •
- 3 The owl sits on the house. •



## STORY



Scan and Watch

Listen to the story. **Track 38**

## SIGHT WORDS

see, four, one, two, three, what

1



The mouse and the clown  
count the clouds.  
The clouds are thick and white.

2



They see four clouds.  
One, two, three, four.  
Cloud one looks like a house.

3



Cloud two looks like a cat.  
Cloud three looks like an owl.

4



And cloud four?  
What do you think cloud four  
looks like?



Read the story on your own.



# RHYMING CHANT



Scan and Watch



Let's chant! Listen, point, and repeat. **Track 39**



Help, Mr. **Owl!**

There's a little **brown mouse** in my **house!**

Help, Mr. **Owl!**

There's a little **brown mouse** in my **house!**

He ate all the bread.

He ate all the cheese.

Help me catch him, please, please, please!

Help, Mr. **Owl!**

There's a little **brown mouse** in my **house!**

# HOMEWORK



Fill in the blanks with the correct words and write the sentences.

brown

mouse

clown

owl

cloud

1



The \_\_\_\_\_ counts the clams.

\_\_\_\_\_

\_\_\_\_\_

\_\_\_\_\_

2




The \_\_\_\_\_ and white cow runs on the grass.

\_\_\_\_\_

\_\_\_\_\_

\_\_\_\_\_

3



The \_\_\_\_\_ hides in the hole.

\_\_\_\_\_

\_\_\_\_\_

\_\_\_\_\_

4



The jet goes into the \_\_\_\_\_.

\_\_\_\_\_

\_\_\_\_\_

\_\_\_\_\_

5



The \_\_\_\_\_ flies over the brown house.

\_\_\_\_\_

\_\_\_\_\_

\_\_\_\_\_

-ou- -ow-



Complete the words. Then, match and write.

-OU- -OW-

1 br    n •

2 h    se •

3    l •

4 cl    d •

5 c    •

6 cl    n •

7 c    nt •



\_\_\_\_\_

-----

\_\_\_\_\_

\_\_\_\_\_

-----

\_\_\_\_\_

\_\_\_\_\_

-----

\_\_\_\_\_

\_\_\_\_\_

-----

\_\_\_\_\_

\_\_\_\_\_

-----

\_\_\_\_\_

\_\_\_\_\_

-----

\_\_\_\_\_

\_\_\_\_\_

-----

\_\_\_\_\_




 Circle the correct picture.

1 **-OU-**



2 **-OW-**



3 **-OW-**



4 **-OU-**




 Complete the sentences.

mouse

cow

clown

count

1  The \_\_\_\_\_ is on the hill.

2  I can \_\_\_\_\_ to ten.

3  The \_\_\_\_\_ likes cheese.

4  He is a happy \_\_\_\_\_.

 Match the correct pictures and write the words.

1 -OW-



Handwriting lines with a dashed letter 'o' on the top line and a dashed letter 'b' on the middle line.

2 -OU-



Blank handwriting lines.

3 -OW-



Blank handwriting lines.

4 -OU-



Handwriting lines with a dashed letter 'm' on the middle line and a dashed letter 'c' on the bottom line.

 Fill in the boxes with the words above.

**-OU-**

Four empty rounded rectangular boxes stacked vertically, connected by a vertical line, for writing words with the sound -ou-.

**-OW-**

Four empty rounded rectangular boxes stacked vertically, connected by a vertical line, for writing words with the sound -ow-.



Fill in the missing letters and write the words.

-OU-    -OW-

2 c    d

1 h    se

3

4 c

5 m    se

6 cl    n



Fill in the blank and write the sentence.




The \_\_\_\_\_ is in the sky.

\_\_\_\_\_

\_\_\_\_\_

\_\_\_\_\_



The \_\_\_\_\_ is in the tree.

\_\_\_\_\_

\_\_\_\_\_

\_\_\_\_\_



He is a fun \_\_\_\_\_.

\_\_\_\_\_

\_\_\_\_\_

\_\_\_\_\_





SECOND EDITION

Children's Phonics for Reading

# SOUNDS GREAT

Sampler

*Sounds Great, Second Edition* is a five-level phonics series that gives young learners a fun and effective introduction to phonics. The series systematically covers all essential phonics sounds, from single-letter sounds to blends and diphthongs. With a colorful and kid-friendly design, fun chants and songs, animations, and puzzles, each unit grabs students' attention, encouraging active participation and engagement. The series builds students foundational vocabulary and essential reading, writing, speaking, and listening skills.

## COMPONENTS

(each sold separately)

- STUDENT BOOKS 1-5
- WORKBOOKS 1-5
- SOUNDS GREAT READERS L1-5

\*Sounds Great Readers 2nd edition is not available in Japan.



## SUPPLEMENTARY MATERIAL

(download for FREE)



**BIGBOX**

FREE learning app for students

## FEATURES

- Wide range of activities to build all four language skills
- Engaging songs, chants, and stories
- Rich animations accessible via QR code
- Review units to consolidate learning
- Linked readers and learning app for additional practice



For more information about this and other ELT products, including where to buy them, visit our website at:

[compasspub.com](http://compasspub.com)